



lumini Solucoes em Iluminacao LTDA
www.lumini.com.br
Email:laboratorio@lumini.com.br
Tel:+55 11 3437-5555 Fax:+55 11 3437-5555
Address:Rua Ferreira Viana, 716 - Socorro - São Paulo/SP

lumini

LumCAT:

Luminaire: darklight 50 c serie 2 fm

LampCAT: modulo led 18W 30K irc 90

Ballast type: led driver 700mA

Report No:

Voltage(V): 127.0300

Test No:

Current(A): 0.1650

Number of Lamps: 1

Power (W): 20.7490

Lamp flux(lm): 2190.0

PF: 0.9890

Length(mm): 486

Width(mm): 25

Phm Type: C

Height(mm): 0

Photometric Results

Lumens(lm): 1896.59, Efficiency(%): 86.60% , Luminous Efficacy(lm/W): 91.41

Central intensity(cd): 5899.938, Maximum intensity(cd): 5899.938

Angle of maximum intensity: C=0.0 γ =0.0

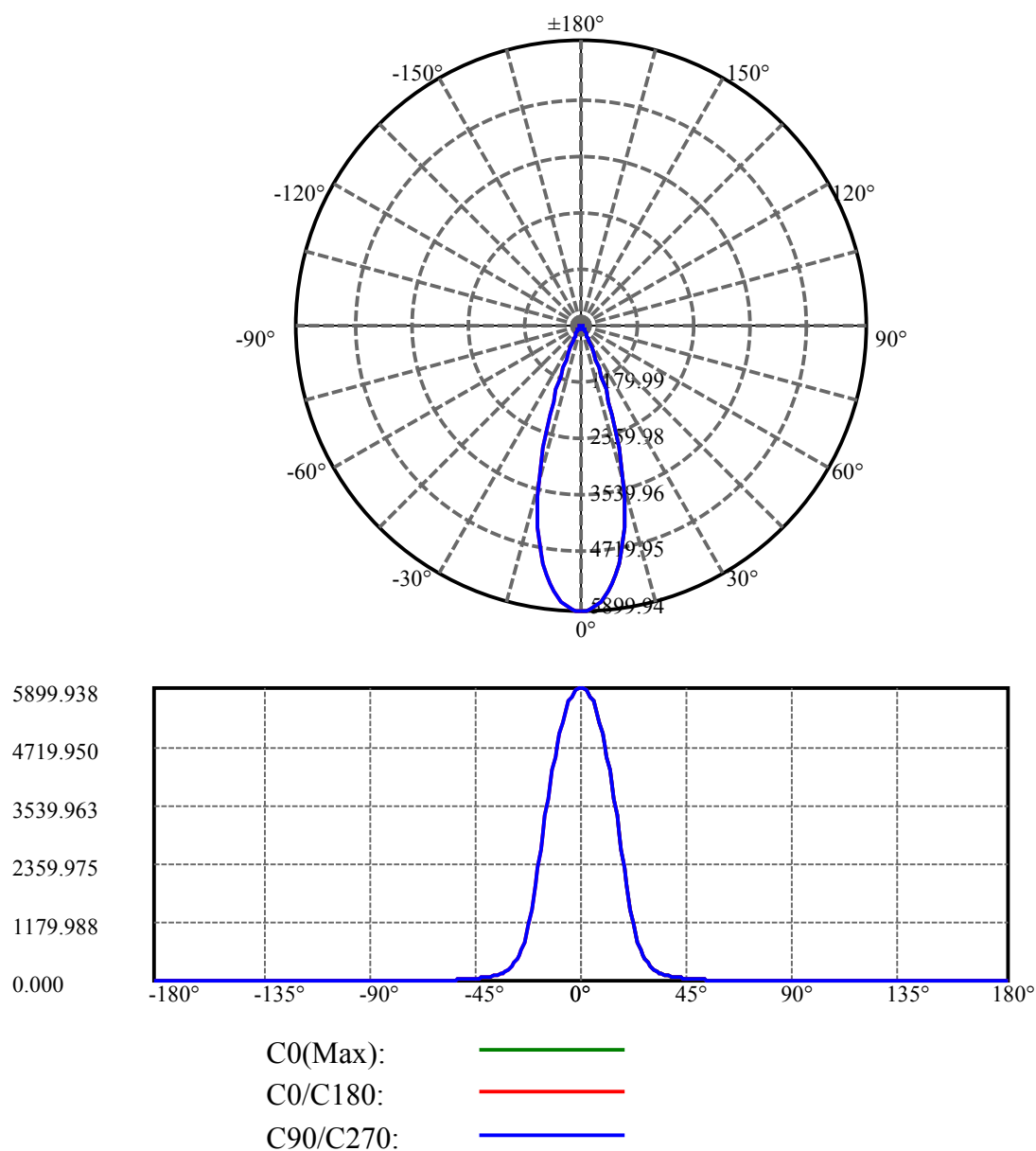
Beam angle of C0 plane : 32.15

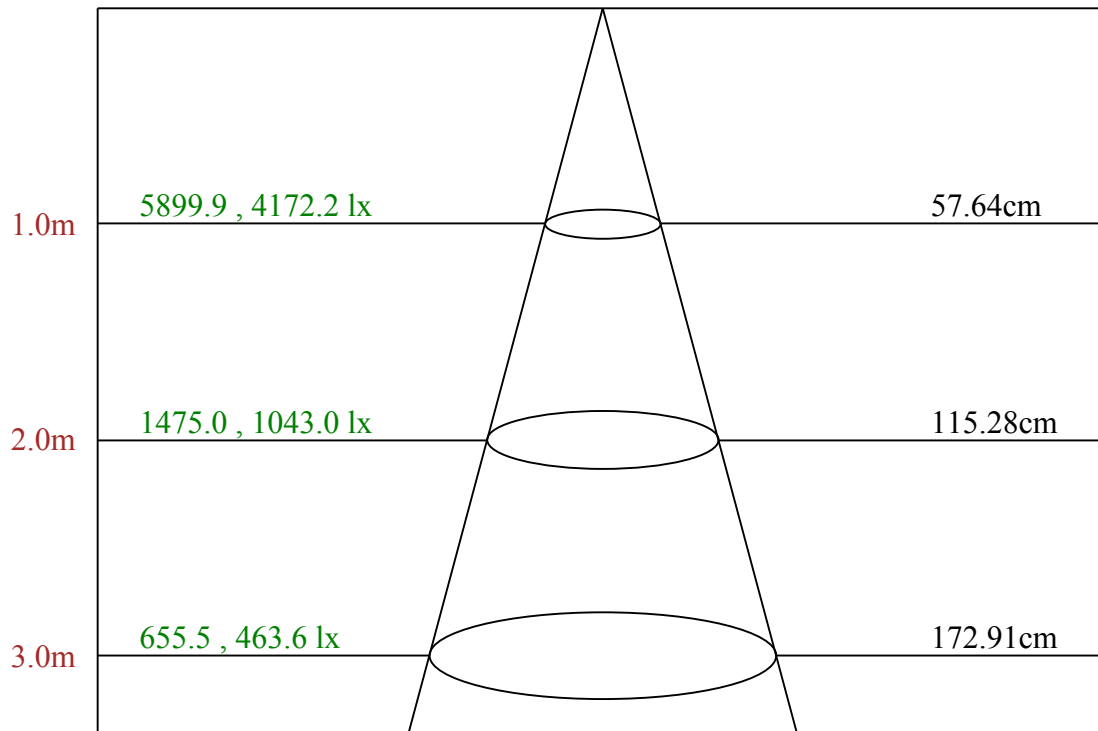
Aveage BeamAngle(IEC 61341):32.15

Equipment: equipamento lumini
Temperature(°C): 25.4

Date: 14/02/2025
Humidity(%): 66.0%

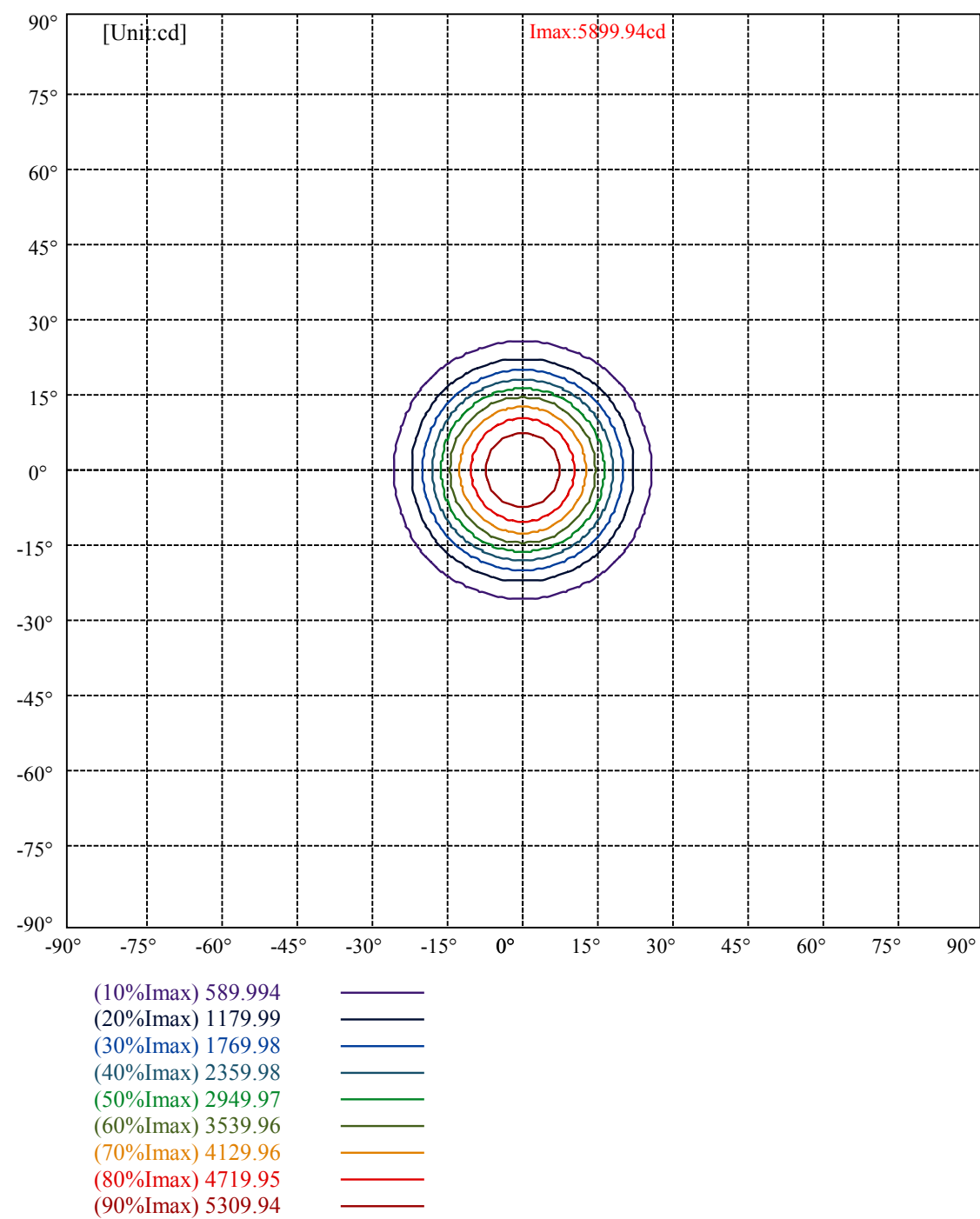
Operator: 01
Distance(m): 6.90





Max , Ave

Beam angle of C0 plane 32.15



lumini

Luminance Limiting Curve(no luminous side)

Appendix Page: 5 Total:5

Luminance Table

γ	45	50	55	60	65	70	75	80	85
C0	4654	3002	1838	1195	1122	1328	1752	2601	5159
C45	4654	3002	1838	1195	1122	1328	1752	2601	5159
C90	4654	3002	1838	1195	1122	1328	1752	2601	5159

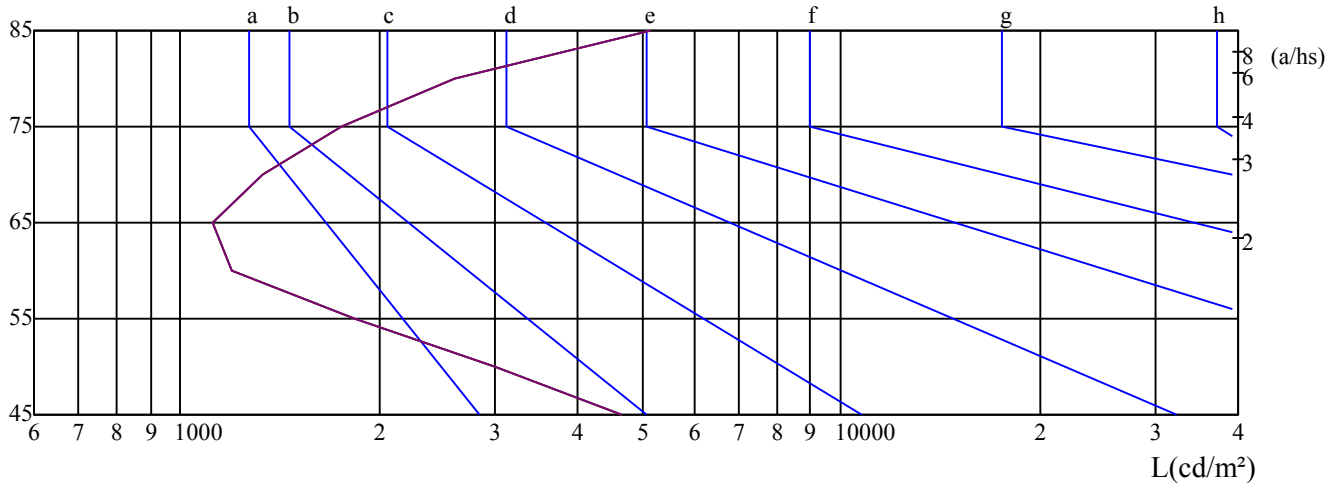
L(Hor)(65)	L(Ver)(65)	L45(65)	L(Hor)(75)	L(Ver)(75)	L45(75)	L(Hor)(85)	L(Ver)(85)	L45(85)
1122	1122	1122	1752	1752	1752	5159	5159	5159

Glare Table

Glare	Quality	Service Values Illuminance(lx)							
1.15	A	2000	1000	500	≤ 300				
1.5	B		2000	1000	500	≤ 300			
1.85	C			2000	1000	500	≤ 300		
2.2	D				2000	1000	500	≤ 300	
2.55	E					2000	1000	500	≤ 300
		a	b	c	d	e	f	g	h

Luminance Limiting Curve

$\gamma(^{\circ})$



C0 ———

C45 ———

C90 ———

Equipment: equipamento lumini
Temperature($^{\circ}$ C): 25.4

Date: 14/02/2025
Humidity(%): 66.0%

Operator: 01
Distance(m): 6.90